GREENPEACE

ECO-FRIENDLY FESTIVE GUIDE 2025





WHAT'S INSIDE?

Nature-Inspired Style pg 4

Reusable Fashion & Clothing pg 5

Conscious Feasting pg 6

Creative Giving pg 7

Planet-Friendly Traditions pg 8

SPECIAL: Origami Xmas Tree pg 9

GREENPEACE

FESTIVE SEASON WITH HEART

The holidays are a chance to slow down, reconnect, and give back—to each other and the planet.

This year, we bring you **new eco-friendly hacks, swaps, and tips** to inspire a season of joy, creativity, and sustainability across Australia and the Pacific.



NATURE -INSPIRED STYLE



Decor that lives beyond the season

Foraged Beauty

Driftwood centrepieces, pinecones, or seashell ornaments.

DIY Paper Magic

Old magazines folded into festive stars or garlands.

Living Plants

Swap cut trees for potted natives or herbs to replant.

Shared Sparkle

Host a decoration swap instead of buying new

Herbal Scents

Dried eucalyptus or citrus peels hung for fragrance.

REUSABLE FASHION & CLOTHING

Dress festive, Dress sustainable



Re-wear with Pride

Style outfits from last year with new accessories.

Thrifted Glam

Shop secondhand or vintage for unique, low-impact looks.

Swap & Share

Organise clothing swaps with friends or family before the holidays.

Support Ethical Labels

Choose brands that use organic cotton, recycled fibres, or fair trade.

DIY Festive Touches

Upcycle old clothes with patches, embroidery, or natural dyes.

CONSCIOUS FEASTING

Eat well, tread lightly



Plant-First Platters

Lentil roasts, BBQ veggie skewers, and fruit salads.

Ocean Respect

Only source sustainable seafood, or swap with plant-based alternatives.

Bulk-Store Wins

Host a next-day feast using what's left.

Leftovers Party

BYO jars for nuts, dried fruit, and grains.

Compost & Return

Turn scraps into garden soil or worm farm feed.

CREATIVE GIFTING

Meaningful gifts over more stuff

Memory Letters

Share handwritten notes or recorded voice memories.

Skill Sharing

Gift cooking lessons, language tutoring, or a guided bushwalk.

Refillables & Reusables

Coffee jars, water bottles, beeswax wraps.

Community-Made

Support Pacific and Indigenous artisans.



Plant a Legacy

Gift tree seedlings or seed bombs to grow together.

PLANET-FRIENDLY TRADITIONS



Celebrate differently

Acts of Service

Volunteer as a group at clean-ups or shelters.

Gratitude Wall

Guests write thank-you notes on recycled paper.

Candlelight Evenings

Switch off lights and enjoy starlit dinners.

Festive Exchange

Swap toys, books, or games instead of buying new.

Collective Giving

Pool small donations for Greenpeace or local environmental projects.

Make your gifts extra special with the Origami Christmas Tree on the next page!

Print them on recycled paper for a fun, eco-friendly touch.



www.greenpeace.org.au

Make Your Own Origami Christmas Tree

1.

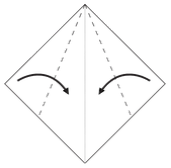

Crease in half and unfold. Fold both upper edges to the vertical center

2.

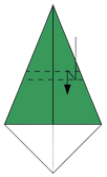

Fold along the dotted line

3.

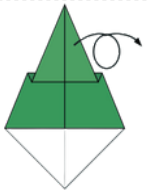

Turn over

4.



Fold up the tip

5.

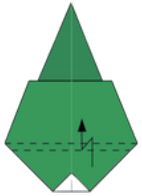

Fold along the dotted line

6.



Fold the bottom corners up to the centre

7.

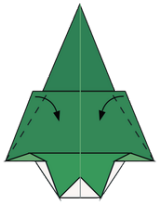

Fold along the dotted line

8.

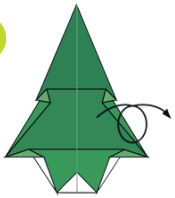

Turn over



GREENPEACE

Wishing you and your loved ones happy holidays from all of us!

ABOUT THE ARTIST:

Sha'an d'Anthes (aka **Furry Little Peach**) is an illustrator, visual artist and published children's author based in Sydney, Australia. She holds a passion for creating vibrant and joyful pieces that embody a childlike way of looking at the world Find more of her work at @furrylittlepeach

If you have any questions or ideas please contact us at support.au@greenpeace.org or on 1800 815 151 (9am-5pm AEST, Mon-Fri).

www.greenpeace.org.au



Wishing you and your loved ones happy holidays from all of us!

ABOUT THE ARTIST:

Sha'an d'Anthes (aka Furry Little Peach) is an illustrator, visual artist and published children's author based in Sydney, Australia. She holds a passion for creating vibrant and joyful pieces that embody a childlike way of looking at the world
Find more of her work at @furrylittlepeach

If you have any questions or ideas please contact us at support.au@greenpeace.org or on 1800 815 151 (9am-5pm AEST, Mon-Fri).

NATURE -INSPIRED STYLE



Decor that lives beyond the season

Foraged Beauty

Driftwood centrepieces, pinecones, or seashell ornaments.

DIY Paper Magic

Old magazines folded into festive stars or garlands.

Living Plants

Swap cut trees for potted natives or herbs to replant.

Shared Sparkle

Host a decoration swap instead of buying new

Herbal Scents

Dried eucalyptus or citrus peels hung for fragrance.

REUSABLE FASHION & CLOTHING

Dress festive, Dress sustainable



Re-wear with Pride

Style outfits from last year with new accessories.

Thrifted Glam

Shop secondhand or vintage for unique, low-impact looks.

Swap & Share

Organise clothing swaps with friends or family before the holidays.

Support Ethical Labels

Choose brands that use organic cotton, recycled fibres, or fair trade.

DIY Festive Touches

Upcycle old clothes with patches, embroidery, or natural dyes.

CONSCIOUS FEASTING

Eat well, tread lightly



Plant-First Platters

Lentil roasts, BBQ veggie skewers, and fruit salads.

Ocean Respect

Only source sustainable seafood, or swap with plant-based alternatives.

Bulk-Store Wins

Host a next-day feast using what's left.

Leftovers Party

BYO jars for nuts, dried fruit, and grains.

Compost & Return

Turn scraps into garden soil or worm farm feed.

CREATIVE GIFTING

Meaningful gifts over more stuff

Memory Letters

Share handwritten notes or recorded voice memories.

Skill Sharing

Gift cooking lessons, language tutoring, or a guided bushwalk.

Refillables & Reusables

Coffee jars, water bottles, beeswax wraps.

Community-Made

Support Pacific and Indigenous artisans.



Plant a Legacy

Gift tree seedlings or seed bombs to grow together.

PLANET-FRIENDLY TRADITIONS



Celebrate differently

Acts of Service

Volunteer as a group at clean-ups or shelters.

Gratitude Wall

Guests write thank-you notes on recycled paper.

Candlelight Evenings

Switch off lights and enjoy starlit dinners.

Festive Exchange

Swap toys, books, or games instead of buying new.

Collective Giving

Pool small donations for Greenpeace or local environmental projects.

www.greenpeace.org.au

Make Your Own Origami Christmas Tree

1.

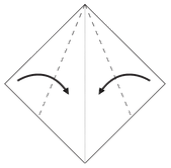

Crease in half and unfold. Fold both upper edges to the vertical center

2.

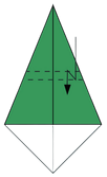

Fold along the dotted line

3.

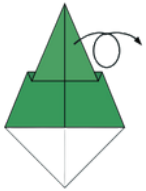

Turn over

4.



Fold up the tip

5.

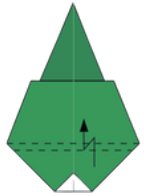

Fold along the dotted line

6.



Fold the bottom corners up to the centre

7.

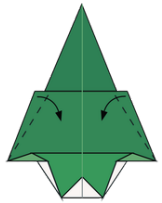

Fold along the dotted line

8.

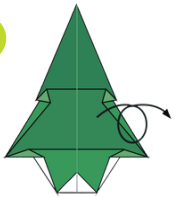

Turn over

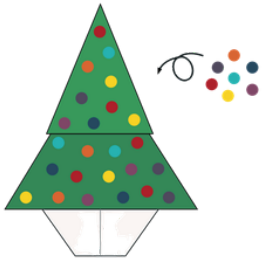

GREENPEACE